

IPVideo Talk Application Installation Steps for Mobile.

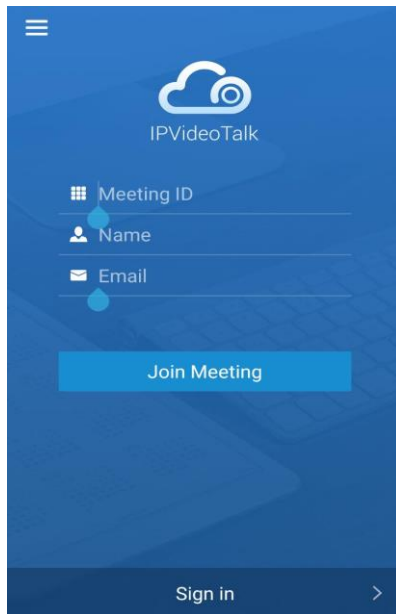
For Android click on given link below:-

<https://play.google.com/store/apps/details?id=com.grandstream.xmeeting>

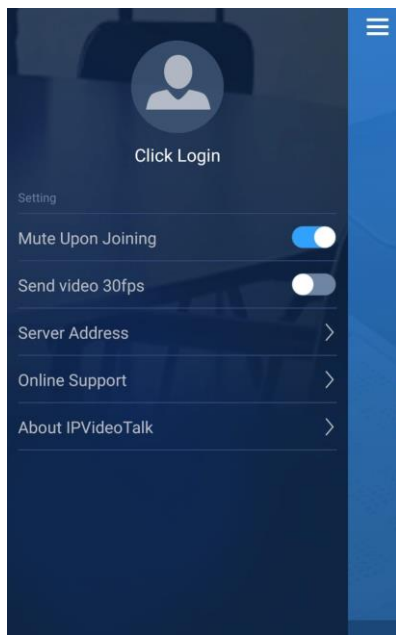
For IOS click on given link below:-

<https://apps.apple.com/in/app/ipvideotalk/id1135328713>

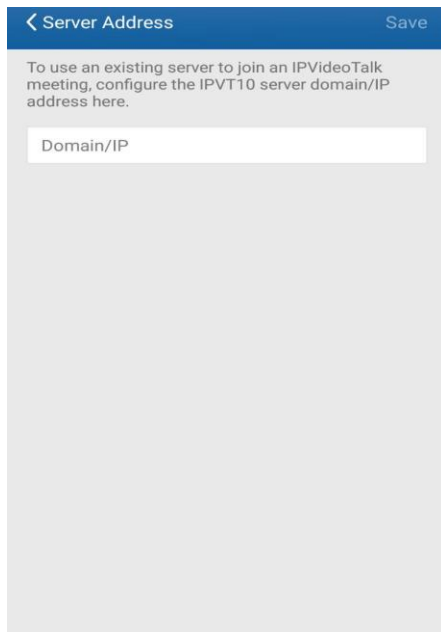
Install and then open the IPVideo Talk :



Then click on left top corner then open window like this:

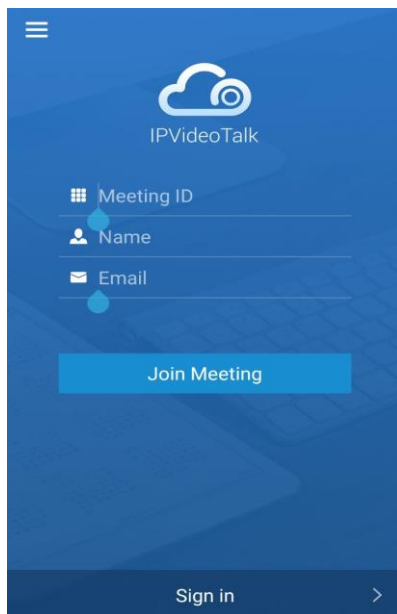


Go to Server Address:



Then insert the <https://210.212.94.252> and save the setting

Now you may enter the meeting ID, Name and Email ID



Then click join meeting option.

Then you are ready for conference and webinar.

Note: There is no need to install the IPVideoTalk Application for desktop and laptop users for joining the meeting. The user simple click on the link or enter the IP address <https://210.212.94.252> in the browser and click the Join Meeting option. Snapshots are attached for reference.

